

# Curriculum vitae

## Personal data

---

**Name:** Alan P.

### Technical Knowledge and Skills

Javascript, React, Node.js, Java, MongoDB



Fullstack Developer with 3+ years delivering fast and reliable software to the customers through efficient agile development, proactive feature optimization and debugging.

## Education

---

March 2013 —  
December 2017

**Brazil**  
Electrotechnical and industrial automation technician,  
Federal Center of Technological Education of Minas Gerais

## Work experience

---

April 2021 -  
Present

**Digital health start-up company, Remote**  
Software engineer

### Stack:

- Node.js
- React
- Typescript
- MongoDB

### Responsibilities:

- Worked as a software engineer on a platform for a medical report platform
- Creation of a text-structured editor from the scratch

- capable of communicating with medical machinery
- Integrated with a custom spellchecker and Speech to Text service

June 2018 -  
April 2021

**Informational technologies and services, Brazil**  
Fullstack developer

Stack:

- Node.js
- React
- MongoDB
- SQLite
- Angular
- Linux
- Android Platform

Responsibilities:

- Backend and frontend development of a dispatch fleet platform for mine industries
- Creation of a queue management system
- Development of a geo collaboration software for historical preservation

September 2017 -  
June 2018

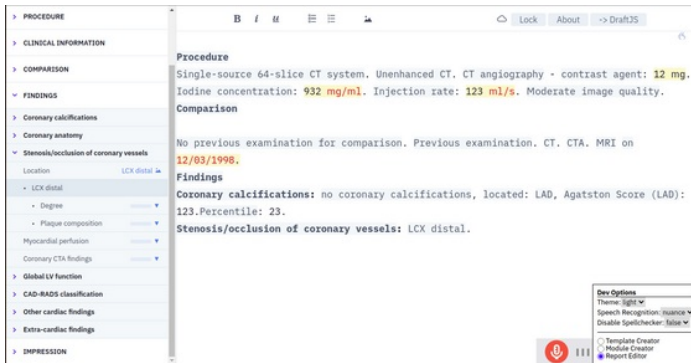
**Electronics company, Brazil**  
Hardware developer

Stack:

- C
- C++
- Microcontroller Development
- C#
- Node.js
- Windows Forms platform

Responsibilities:

- Prototype and product development using the Arduino platform, Raspberry Pi and PIC microcontrollers
- Creation of low-level communication apps using NodeJS and C# on the Windows Forms platform



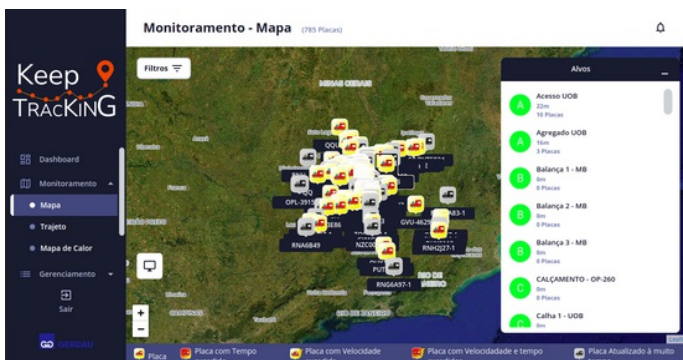
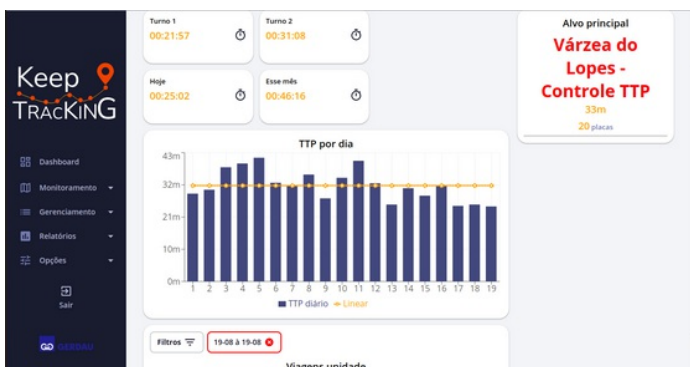
## Medical Reporting Platform

April 2021 - November 2021

I was hired as a full-stack developer in a medical reporting company. Their solution provides a platform where doctors and radiologists could create reports more easily, It also had integration with medical machinery vendors and protocols. I was focused on a platform team delivering the report editor itself, creating a new version of it.

Technologies used:

Node.js, MySQL, MongoDB, React



## Logistics Monitoring Platform

## August 2020 - May 2021

Our client was a multinational metallurgy company. It needed a way to easily manage and get insightful data from its huge truck fleets that run all over the country. All of their trucks had different telemetry vendors and they needed this real-time information.

I was personally involved in the whole process, acting as a technical lead and developer. The biggest challenges were:

- Manage data coming from 8 telemetry vendors with different APIs.
- Build an accessible UI for different personas (Engineers, Managers, Traffic Technicians, and Inventory Staff)

As a result of our effort, we built an application that reduced the risk inside factories and continuously optimized the logistic flow for more than 10 industrial sites.

### Technologies used:

Node.js, Express.js, MongoDB, React



## Online Store Creator App

June 2020 - February 2021

Website: [https://play.google.com/store/apps/details?id=br.com.martz&hl=pt\\_BR&gl=US](https://play.google.com/store/apps/details?id=br.com.martz&hl=pt_BR&gl=US)

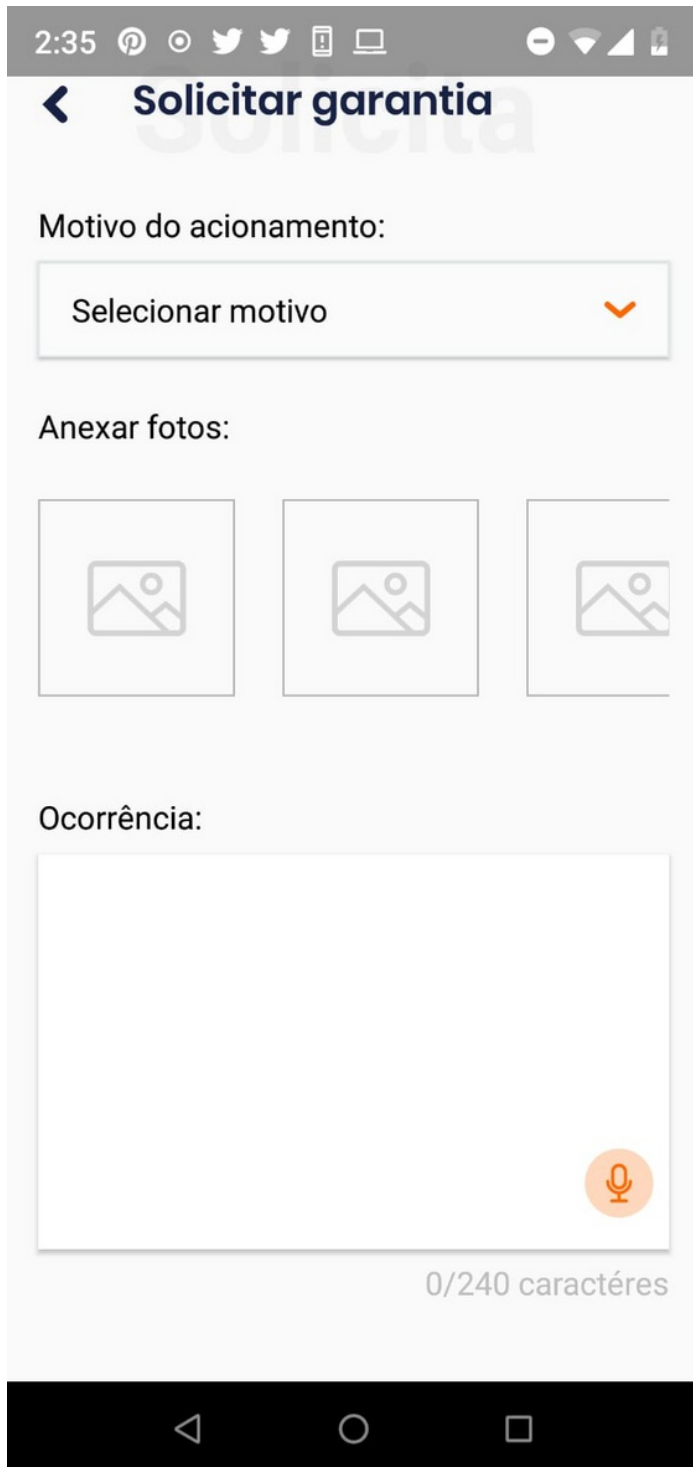
With the high demand for online stores, our client looked for us to create an app to provide easy and fast creation of online stores.

I was primarily involved in mobile app creation.

The main challenge was to build an outstanding UI and deal with complex business logic regarding shipping and server synchronization.

Technologies used:

React Native

A screenshot of a mobile application interface for requesting a warranty. The screen has a light gray background. At the top is a dark gray status bar with the time 2:35 and various icons. Below it is a header bar with a back arrow and the title "Solicitar garantia". The main content area contains three sections: 1. "Motivo do acionamento:" with a dropdown menu showing "Selecionar motivo" and an orange chevron icon. 2. "Anexar fotos:" with three square boxes, each containing a gray image icon. 3. "Ocorrência:" with a large white text area. In the bottom right corner of the text area is an orange circular icon with a white microphone. Below the text area is a character count "0/240 caractères". At the very bottom is a black Android navigation bar with white icons for back, home, and recent apps.



## Industrial Vehicle Insurance App

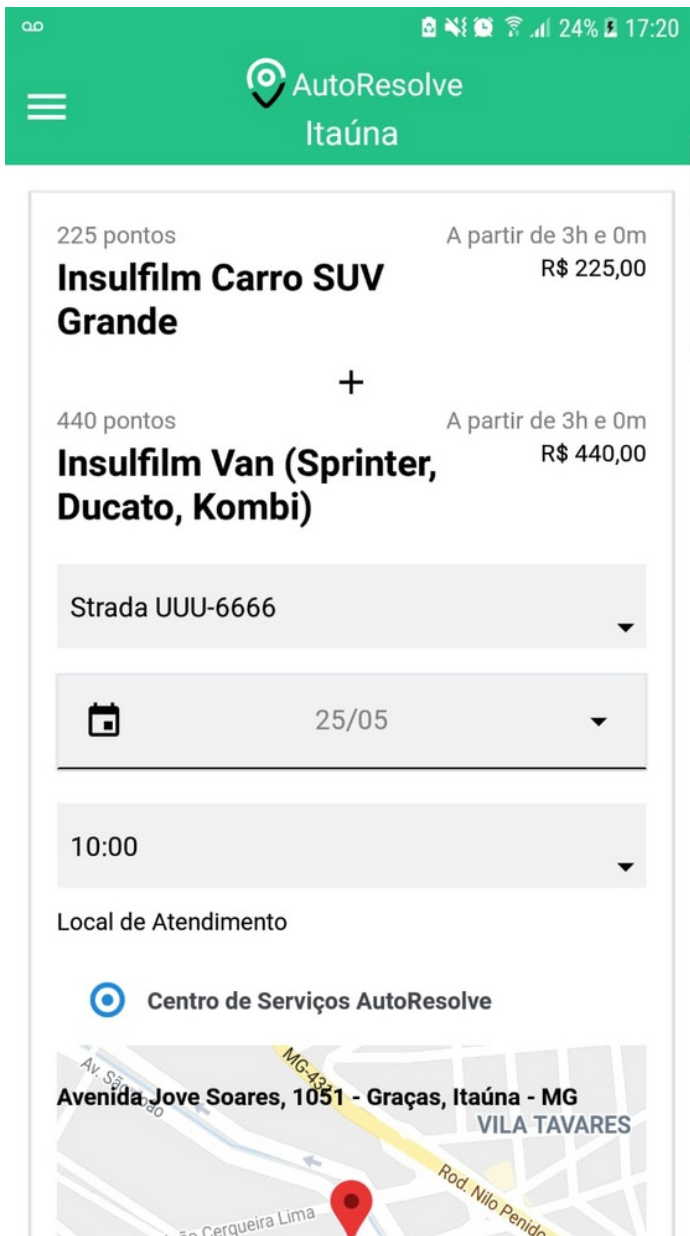
January 2020 - June 2020

Our client owns an industrial vehicle company and needed to create an app to facilitate insurance orders. Our technical team was composed of 3 developers with me acting as a mobile developer.

We've built the app in record time, including native and sometimes relatively complex UI and behaviours. The company uses it internally till this days.

Technologies used:

React Native



## Marketplace for Automotive Services

June 2019 - April 2020

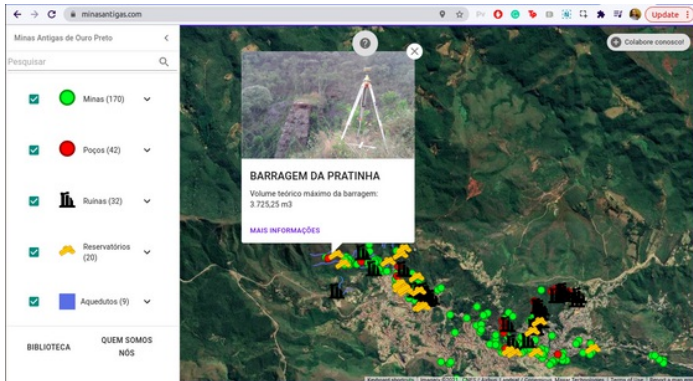
Website: [https://play.google.com/store/apps/details?id=app.autoresolve.client&hl=pt\\_BR&gl=US](https://play.google.com/store/apps/details?id=app.autoresolve.client&hl=pt_BR&gl=US)

With the Brazilian market trends showing the rise of car buyers, our client was looking to build an MVP marketplace focused on Automotive Services e.g. Washing, Oil, and Gás Change. On a 5 people team, I was mainly responsible for the Android and iPhone apps, a small frontend, and a backend service to integrate the marketplace platform into gas stations. In the end, we were able to launch 4 apps and 2 different web applications, all of them integrated and made for different personas.



Technologies used:

React, React Native, Node.js, MongoDB



## Academic Geocolaboration Platform

January 2019 - April 2019

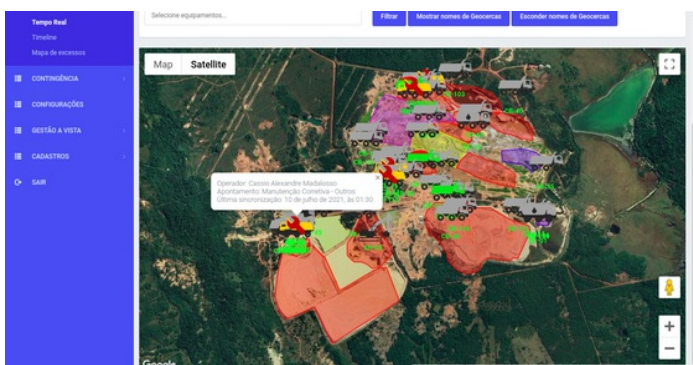
Website: <https://www.minasantigas.com/>

A social and academic project that has an objective to map the abandoned mines of Ouro Preto-MG for safe closure.

With a 2 people team, we managed to create a platform used by researchers from Minas Gerais State.

Technologies used:

React



## Asset Tracker Platform for Mining Industry

## June 2018 - December 2020

A mining industry startup needed to build its platform for tracking assets in mining sites and extract insightful data from them.

Our team was composed of 3 developers with me working as a technical lead and developer. The startup provided its QA and Product Owner to our development workflow.

The platform consisted of a Webview based Android app with native capabilities shipped in a tablet, installed on every trackable asset, and a cloud-based platform used by mining engineers and managers to get insightful data.

Our work was greatly rewarded putting the startup on the success track, reaching 5 medium to multinational size Brazilian companies.

Technologies used:

React, Angular, Node.js, MongoDB



## Queue Management System

January 2018 - June 2018

An electronics-based company was trying to get more competitive by updating its software. The company had a queue management system based on microcontrollers hardware, but its clients were demanding a more modern product. The company had a very small time to adapt.

I worked as a full-stack developer creating this new system.

With a small team, we needed to develop the entire backend and frontend of this application and its deployment.

As a result of our work, we delivered the system in record time, and the company's clients were happy with the new system's features.

Technologies used:

React, Node.js

## Microcontroller Product Development

September 2017 - June 2018

An electronics-based company (CORMED) needed someone to create and maintain its product development flow. I was invited to work on its products, creating and re-designing a lot of them from the scratch.

The company had a huge variety of products and modules which talk to each other, my main tasks were to create and maintain microcontroller code responsible to control GPS, Display, and Radio Frequency hardware.

In the end, I was able to finalize 3 projects (A printer driver, display panels used in queue management systems, and a system used in restaurants to order food, and specific clocks used in sports).

Once finished and tested, those systems became responsible for 30% of the company revenue.

Technologies used:

Node.js